



Ministry of Food & Agriculture,
Govt. of Pakistan



Asian Development
Bank

PROGRESS REPORT

(JULY – SEPTEMBER 2010)

AGRIBUSINESS SUPPORT FUND

(A Company set up under Section 42 of the Companies Ordinance 1984)

PAKISTAN

PREPARED FOR

ASIAN DEVELOPMENT BANK

Table of Contents

Table of Contents	1
List of Appendices.....	1
List of Abbreviations.....	2
1. Overview.....	3
2. ASF Description	5
ASF Office Location	5
ASF Objectives and Scope	5
3. Status of Activities	6
Operational Activities:	6
Promotional Activities:.....	7
Grant Components.....	8
Agribusiness Enterprise / Startup Support	8
Support to BDS Providers	9
Demand Driven Research	10
Private Sector Extension Services	10
Farmer Group Enterprises Formation	10
BDS Support to Farmer Enterprise Groups (FEGs).....	11
Status of Implementation of Annual Work plan.....	12
4. Monitoring & Evaluation	13
5. Key Issues	14
6. Future Planned Activities.....	15
7. Financial Summary.....	16

List of Appendices

Appendix 1: Monitoring & Evaluation Reports
Appendix 2: Financial Summary

List of Abbreviations

ADB	Asian Development Bank
ADDP	Agribusiness Development & Diversification Project
BDS	Business development services
ASF	Agribusiness Support Fund
CEO	Chief Executive Officer
DDWP	Departmental Development Working Party
FEG	Farmer Enterprise Group
GM	General Manager
GOP	Government of Pakistan
ICT	Islamabad Capital Territory
MINFAL	Ministry of Food, Agriculture and Livestock
NGO	Non-government organization
PCG	Partial Credit Guarantee
PHDEB	Pakistan Horticulture Development & Export Board
PIO	Provincial Implementation Office
PMO	Produce Marketing Organization
PMU	Project Management Unit
PRHA	Participatory Rapid Horticulture Appraisal
RSP	Rural Support Program
SBP	State Bank of Pakistan
SOP	Standard Operating Procedures
TNA	Training Need Assessment
TOR	Terms of Reference
TOP	Terms of Partnership

1. Overview

The Asian Development Bank (ADB) and the Government of Pakistan (GOP) have entered into a loan agreement for the Agribusiness Development Project. The Project focuses on increasing productivity, product quality, and value addition by removing constraints facing agribusiness that occur throughout the product value chain from production and input supply to processing and export. The Agribusiness Support Fund (ASF) was established in July 2005 in the context of this project as a not-for-profit company under Section 42 of the Companies Ordinance, 1984.

This quarterly progress report covers ASF activities for the period extending from 1st July, 2010 to September 30th, 2010.

During the 1st quarter of 2010-11, a total of **111** matching-grant projects (1st quarter of 2009-10, 253 projects) for an amount of **Rs. 96.67 m** (1st quarter of 2009-10, Rs. 53.168 m), including beneficiaries' share, were approved under various grant components. This brings the total number of approved projects under all categories to **4,456** for a total value of **Rs. 876.48 m** to-date.

The monsoon rains in Pakistan during 2010 caused massive flooding and resulted in devastation throughout the country on an unprecedented scale. The agriculture sector, which is the backbone of the country's economy, was adversely affected, with millions of acres of agriculture land submerged under water. The deluge caused widespread destruction of the major crops, as well as obliteration of the burgeoning high-value horticulture, livestock and fisheries sectors. While there is pressing need to concentrate on immediate relief activity, the major challenge is the rehabilitation of the flood affected farmlands, ranging from the northern mountains through the agriculture heartland of Pakistan. ASF, during the forthcoming quarter, will actively seek funds from donor agencies to launch projects which contribute towards restoration and rehabilitation of agricultural activities in the flood-affected areas.

With 4 years of successful operations, significant achievements and milestones, numerous success stories, and the launch of unprecedented agribusiness development initiatives in the country, ASF has entered into the last 9 months (July 2010 – March 2011) of its operations under ADDP. The ADDP will be wound up by 31st March, 2011, after which funding to ASF under the project will also cease. ASF will continue to support selected short-term projects during the forthcoming year; however, the overall focus will be on consolidation and phasing out of the ADDP program so that the project liabilities, especially the grant commitments, may be completely settled within the remaining time. Meanwhile, based on the company's past experience of working at the grass-root levels, strong outreach and penetration in all parts of country, functional partnerships and linkages with various national and international agribusiness stakeholders, ASF stands well poised to serve as a key platform for implementation of future agribusiness development initiatives in Pakistan. To this end, the company is in

the process of negotiating with various international donor agencies to offer its services for implementation of future agribusiness development programs.

2. ASF Description

ASF Office Location

The ASF Head Office is located at 144-CCA, Sector-DD, Phase-IV, Defence Housing Authority, Lahore.

ASF Objectives and Scope

The specific objectives of the ASF are (i) to enable agribusiness enterprises to effectively utilize business development services (BDS) to enhance productivity, product and market diversity and penetration, and profitability, and (ii) to enhance BDS providers' capacity to reach agribusiness enterprises through the delivery of more varied and effective services.

3. Status of Activities

Operational Activities:

- Appraisal Panel Committee: The Appraisal Panel reviewed and approved a total of 111 agribusiness projects valued at Rs. 96.67 m during the quarter under various grant components.
- Livelihood Initiative for Flood-affectedees' Empowerment (LIFE) Project: ASF has submitted a funding proposal to Concern Worldwide for emergency provision of Wheat Seeds and Agricultural Tools to flood-affected farmers of district Muzaffargarh, Punjab. Negotiations with Concern for implementation of proposed project are at final stage. This project entitled "Livelihood Initiative for Flood-affectedees' Empowerment (LIFE)" will be implemented from 28th October, 2010 to 27th January, 2011 in collaboration with Mojaz Foundation in Union Council Baseera and Union Council Mehmood Kot. The project funds will be administered under Concern Worldwide's Responding to Pakistan's Internally Displaced (RAPID) Fund which is established under an umbrella grant from USAID and Office of the U.S. Foreign Disaster Assistance (OFDA).
- Change of Government Nominee Director: During the quarter, Ministry of Food & Agriculture (MINFA) nominated Mr. Anwaar Ahmad Khan to represent the Ministry on ASF Board as an ex-officio member of ASF Board of Directors. Mr. Khan has joined MINFA as Additional Secretary-I, replacing Mr. Tauqir Ahmed Faiq (AS-I and ex-Director ASF) who has been transferred from the Ministry.
- MoU with Frontier Scouts Complex Cadet College, Warsak: ASF signed an MoU with Frontier Scouts Complex Cadet College, Warsak whereby the cadet college will organize training programs for farmers of FATA & KPK with the support of ASF. These programs include "Livestock Development in FATA", "Implementation of Advance Production Technology to increase the Production of Cereals, Fruits and Vegetables" & "Water Resource Management for Agriculture". These trainings will be conducted with technical support of Agricultural University Peshawar, Department of Water Management & Soil Conservation, Directorate General of Livestock Development KPK, and Animal Husbandry In-service Training Institute (AHITI) Peshawar.

Promotional Activities:

- ASF continued to post and update promotional advertisements, newsletters, particulars of training programs offered by company in collaboration with partner universities, list of grant recipients and their testimonials, impact studies and periodic reports etc. on its website. During the quarter under review, 12,516 page views from a total of 57 countries were recorded on the ASF website and the company received more than 50 enquiries by e-mail. Key statistics of ASF website for the quarter are given hereunder:

ASF Website Statistics

Statistics	Jul – Sep 2010
Total No. of visits	2,792
Total page views	12,516
Avg. page views per visit	4.48
Percentage of new visits	68.37%
Avg. time spent on site	05:19 min

Country-wise Particulars of Visits (Top 10 Countries)

Country	No. of Visits
Pakistan	2,458
United States of America	59
United Kingdom	46
Japan	39
India	39
Saudi Arabia	10
Netherlands	10
China	9
Australia	8
Germany	7
Others	107

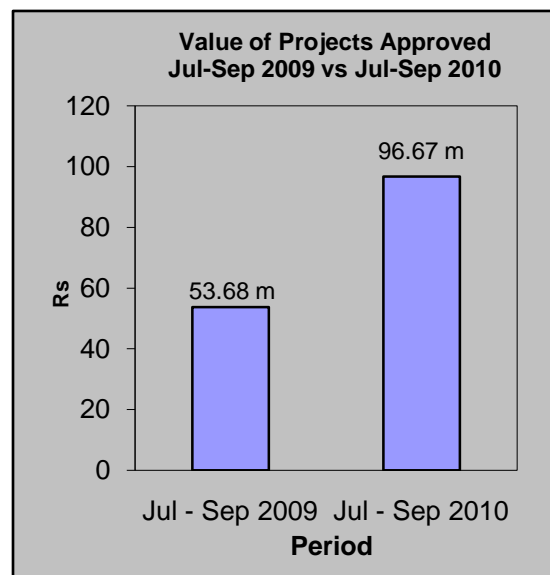
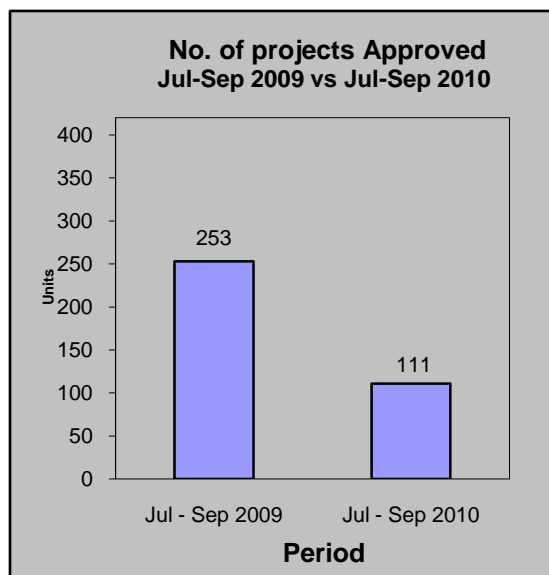
- ASF continued to report its achievements in the national press media in the shape of press releases, news items, articles, promotional advertisements of ASF success stories etc. This campaign has been instrumental in increasing the public awareness with regard to the grant products being offered by ASF.
- ASF team, apart from its regular work assignments, continued to work on creating functional linkages with various stakeholders by organizing workshops, awareness seminars and meetings with partner organizations, banks, leasing companies, universities, NGOs, and other development organizations.
- ASF distributed 1,500 copies of its quarterly newsletter to the agribusiness communities, partner organizations, universities, research institutions, banks, leasing companies, NGOs, Govt. departments, ADB officials, associations, other stakeholders and the general public.

Grant Components

During the last quarter a total of 111 matching-grant projects valued at Rs. 96.67 m were approved. This brings the total number of approved projects under all categories to **4,456** for a total value of **Rs. 876.48 m** to-date. Though the number of matching-grant projects approved remained on lower side as compared with the same period of last year (2009-10) when 253 projects were approved, the company registered significant growth in terms of total value of projects approved which increased to Rs. 96.67 m as compared with 2009-10 when total value of projects approved was Rs.53.68 m. The substantial increase in the value of projects approved was accounted for as a result of wide-spread acceptance of standard model interventions developed by ASF.ASF progress as compared with same period of 2009-10 is shown in the table and chart below.

Matching-grant Projects (Amount in Rs. Millions)

July - September 2009		July - September 2010	
Total No. of Projects Approved	Value of Approved Projects	Total No. of Projects Approved	Value of Approved Projects
253	53.68	111	96.67



A brief commentary on the status of each of the grant components is provided below:

Agribusiness Enterprise / Startup Support

During the quarter 92 grants were approved for BDS support to existing and start-up Agribusiness enterprises. Some of the key projects supported include: support for setting up farm-level solar dryers, establishment of screen houses for production of fruit plan nursery in insect-free environment, support in acquisition of export certifications, support for foreign business trips, and diversified range of other BDS.



Pictures of a Screen House being erected in Karachi with the support of ASF for production of fruit plant nursery under insect-free environment.

Support to BDS Providers

During the quarter, 3 capacity building programs were organized in collaboration with universities and training institutions. Furthermore, ASF signed an MoU with Frontier Scouts Complex Cadet College, Warsak whereby the cadet college will organize training programs for farmers of FATA & KPK with the support of ASF. These programs include “Livestock Development in FATA”, “Implementation of Advance Production Technology to increase the Production of Cereals, Fruits and Vegetables” & “Water Resource Management for Agriculture”. These trainings will be conducted with technical support of Agricultural University Peshawar, Department of Water Management & Soil Conservation, Directorate General of Livestock Development KPK, and Animal Husbandry In-service Training Institute (AHITI) Peshawar. The first program was organized during the quarter and was attended by farmers from all over FATA.



A group photograph of successful participants along with trainers of a training program on Third Party Auditor – BRC Global Standard for Food Safety organized in Lahore with the support of ASF.



A group photograph of participant farmers along with trainers and distinguished guests at the training program on “Implementation of Advance Production Technology to Increase the Production of Cereal Fruits and Vegetables in FATA” organized by Frontier Scouts Cadet College, Warsak with the support of ASF.

Demand Driven Research

No project was approved under this category of grant funding.

Private Sector Extension Services

Under this component of grants funding, 2 projects of horticulture extension services were approved during the quarter.

Farmer Group Enterprises Formation

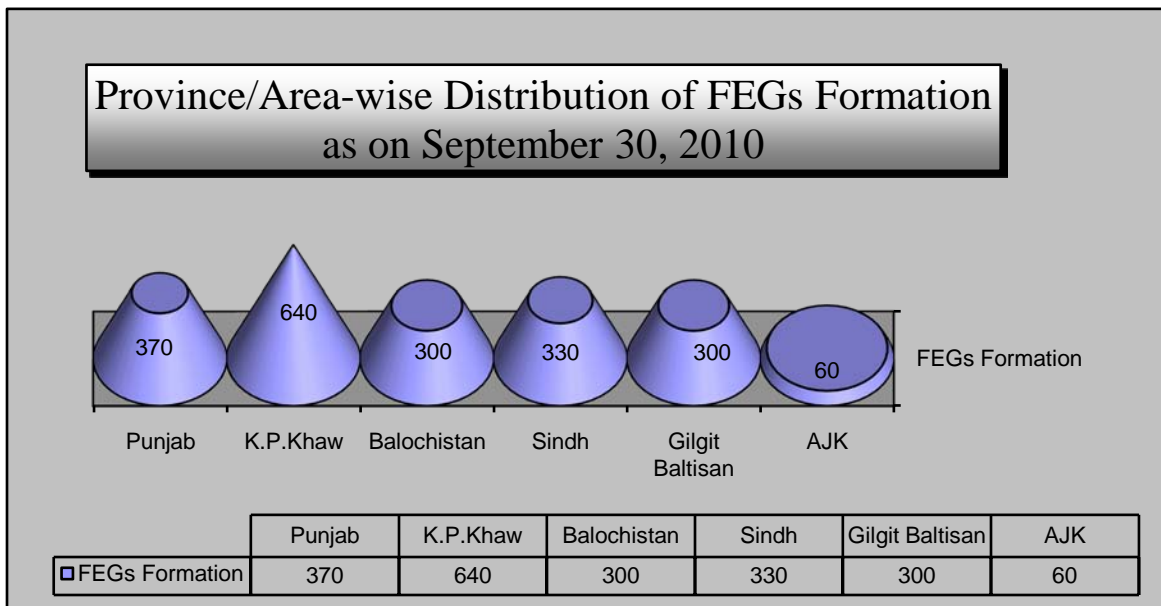
To support the formation / creation of farmer enterprise group, ASF finances 100% of establishing FEG's formation cost. ASF, to-date, has signed MOUs with 10 NGOs/RSPs for the formation of a total of 2,000 FEGs comprising of around 20,000 farmers. After accomplishing the original target of 1,250 FEGs well before time, ASF obtained approval from the Board, GOP and ADB for formation of additional 750 FEGs on nationwide basis.

A summary of area-wise target areas for FEG formation is provided below:

Summary of Area-wise Targets of FEG Formation

Name of RSP / NGO	No. Of FEGs	Target Areas
Agha Khan Rural Support Program (AKRSP)	300	Chitral ,Baltistan,Gilgit,Astore
National Rural Support Program (NRSP)	100	Jehlum (Pind Dadan Khan),Azad Jammu & Kashmir (AJK)
Rural Community Development Society (RCDS)	250	Sheikhupura, Nankana, Faisalabad, Kasur
LASOONA	240	Swat, Lower Dir, Malakand
Taraqee Foundation	300	Pishin, Ziarat, Loralai
Sarhad Rural Support Program (SRSP)	340	Peshawar, Charsadda, Nowshehra, Haripur, Mansehra, Mardan, Battagram, Lower Dir
Centre of Excellence in Rural Development (CERD)	60	D. I. Khan, Kohat
Sindh Agricultural Forestry Workers Coordinating Organizations (SAFWCO)	220	Sanghar, Matyari, Hyderabad
Sindh Rural Support Program (SindhRSP)	110	Nawab Shah, Umerkot, Larkana
Mojaz Foundation	80	Multan, Muzaffargarh
Total	2,000	

Province- and area-wise distribution of FEGs is as follows:



BDS Support to Farmer Enterprise Groups (FEGs)

Under this component, 14 projects were approved during the quarter under this category. Since the process of formation of additional FEGs was initiated only a few months ago, therefore it will take some time before newly formed FEGs graduate and submit projects to ASF for grant support. To date ASF has approved funding for 1,135 projects covering a diversified range of micro-enterprises including:

- Milk collection, chilling, cream separation and marketing
- Establishment of Apricot Dehydration Units, processing, and marketing of product
- Establishment of Tomato Paste Plant
- Establishment of common facility centre for apple growers
- Nurseries Development
- Off-season vegetables production through low, walk-in, and high-tunnels
- Improvement in packing of grapes & apples and access to new markets
- Establishment of Potato Chips Making Unit
- Support in strawberry cultivation, packing, & market access
- Support in pickles preparation, packing and marketing
- Support in production, packing and marketing of cut-flowers
- Support in setting up a Cattle Breeding & Extension Services Center
- Mushroom production & marketing
- Onion seed production
- Potato seeds production
- Preventive vaccination, breed improvement & model dairy farming
- Chilli drying projects

Status of Implementation of Annual Work plan

The status of implementation of Annual Work Plan as on September 30th, 2010 is given hereunder

S. No	Grant Category	Total 5-year Target	Annual Achievements					Total achievement as on 30.09.2010
			Year-1 2006-07	Year-2 2007-08	Year-3 2008-09	Year-4 2009-10	Year-5 Jul-Sep,2010	
			(a)	(b)	(c)	(d)	(e)	
1	Agribusiness Enterprises Support	360	56	66	105	158	79	464
2	Agribusiness Enterprise Start-up	345	8	37	22	31	13	111
3	BDS Providers	100	16	35	232	420	3	706
4	Demand Driven Research	25	-	2	6	3	-	11
5	Private Sector Extension Services	14	2	5	9	11	2	29
6	FEGs Formation*	1,250	610	330	240	820	-	*2,000
7	BDS Support to FEGs	1,250	33	505	389	194	14	1,135
	TOTAL	3,344	725	980	1,003	1,637	111	4,456

*ASF Board of Directors at its 19th meeting held on 8th February, 2010 approved formation of additional 750 FEGs. Therefore, the original targets under category 6 & 7 stand increased to 2,000.

4. Monitoring & Evaluation

The following quantitative reports generated by the M&E section are attached as **Annexure 1:**

- Break-up of grant applications received by grant category, type of enterprise and geographic region.
- Grants approved by grant category, type of enterprise and geographic region.
- Grants disbursed by grant category, type of enterprise and geographic region.

5. Key Issues

- 2010 being the last year of ASF operations funded under Agribusiness Development & Diversification Project (ADDP), the company has to unfortunately decline support to long-term projects, which otherwise are feasible, but can't be supported due to time limitations. Under the current programme, ASF can now entertain only those projects reimbursement claims of which can be completely settled by March 31, 2010.

Other key issues remain the same as reported in past reports.

6. Future Planned Activities

- Being an independent company having enriched experience of working at the grass-root levels of agribusiness sector, strong outreach and penetration in all parts of country, functional partnerships & linkages with various national and international agribusiness stakeholders, and experienced management, ASF stands well poised to serve as a key platform for implementation of future agribusiness development initiatives in Pakistan, thereby fueling the economic growth and employment generation in the country. In this regard, the company is in the process of negotiating with Government and international donor agencies to offer its services for implementation of upcoming agribusiness development programs.
- Annual General Meeting of ASF is planned to be held during the last week of October, 2010.

7. Financial Summary

Financial summary for the period July - September 2010 is attached as Appendix-2.

APPENDIX-1

AGRIBUSINESS SUPPORT FUND

MONITORING & EVALUATION REPORTS STATUS AS ON SEPTEMBER 30TH, 2010

ASF Grants Monitoring System
Grant Applications Received By ASF

Description	Prior & up to September 30, 2009	During Oct - Dec 2009	During Jan - Mar 2010	During Apr - Jun 2010	During Jul - Sep 2010	Total
	No.	No.	No.	No.	No.	No.
By Grant category						
BDS Purchase	337	40	107	55	77	616
BDS Support to Startup	56	19	27	2	13	117
Capacity Building	397	239	25	6	2	669
Extension Services	35	6	5	3	1	50
Research & Development	11	-	3	-	1	15
Farmer Enterprise Groups	1,002	133	8	1	14	1,158
All	1,838	437	175	67	108	2,625
By Type of Enterprise						
Individual	485	246	88	40	71	930
Sole Proprietorship	144	34	49	8	7	242
Partnership	82	8	9	3	8	110
Private Limited Company	52	7	7	9	5	80
Non Governmental Organization	55	5	3	1	1	65
Farmer Enterprise Group	1,003	134	7	1	14	1,159
Others	17	3	12	5	2	39
All	1,838	437	175	67	108	2,625
By Geographic Regions						
Punjab	535	167	59	21	20	802
Sindh	324	34	23	21	5	407
Balochistan	320	16	5	5	69	415
Khyber Pukhtunkhwa	391	120	48	12	7	578
FATA	15	20	2	1	-	38
Gilgit Baltistan	182	64	7	7	7	267
AJK	71	16	31	-	-	118
All	1,838	437	175	67	108	2,625

**ASF Grants Monitoring System
Grants Approved by ASF**

Description	Prior & up to Sept. 30, 2009		During Oct - Dec, 2009		During Jan - Mar, 2010		During Apr - Jun, 2010		During Jul - Sep, 2010		Projects			
	No.	Amount (Rs.)	No.	Amount (Rs.)	No.	Amount (Rs.)	No.	Amount (Rs.)	No.	Amount (Rs.)	No.	ASF Grants (Rs)	Beneficiary Share	Total Amount (Rs)
By Grant category														
BDS Purchase	262	63,740,681	35	8,732,797	48	6,886,465	40	29,249,750	79	24,142,000	464	132,751,693	132,751,693	265,503,386
BDS Support to Startup	71	18,084,518	4	1,223,050	21	12,825,000	2	700,000	13	15,600,000	111	48,432,568	48,432,568	96,865,136
Capacity Building	434	13,096,475	238	4,945,895	24	2,022,200	7	1,166,750	3	1,670,350	706	22,901,670	22,901,670	45,803,340
Extension Services	20	24,026,715	-	-	3	4,598,000	4	2,103,000	2	412,300	29	34,850,715	34,850,715	69,701,430
Research & Development	10	15,746,125	-	-	1	224,500	-	-	0	0	11	15,970,625	15,970,625	31,941,250
Farmer Enterprise Groups														
Support	984	108,402,875	134	15,098,171	2	30,000	1	350,000	14	2,800,000	1,135	126,681,046	126,681,046	253,362,092
All	1,781	243,097,389	411	29,999,913	99	26,586,165	54	33,569,500	111	48,335,350	2,456	381,588,317	381,588,317	763,176,634
By Type of Enterprise														
Individual	493	24,640,254	243	6,024,471	64	12,971,080	33	27,173,500	74	29,390,000	907	100,199,305	100,199,305	200,398,610
Sole Proprietorship	142	32,647,211	20	3,731,657	14	3,603,975	5	612,500	7	3,359,350	188	43,954,693	43,954,693	87,909,386
Partnership	91	35,668,528	3	757,531	5	1,484,910	3	645,000	7	4,312,000	109	42,867,969	42,867,969	85,735,938
Private Limited Company	41	23,288,700	4	2,723,499	3	1,637,075	6	1,985,500	6	4,548,000	60	34,182,774	34,182,774	68,365,548
Non Governmental														
Organization	19	15,299,752	5	917,584	3	1,924,625	2	1,800,000	1	640,000	30	20,581,961	20,581,961	41,163,922
FEG	984	108,402,875	134	15,098,171	2	30,000	1	350,000	14	2,800,000	1,135	126,681,046	126,681,046	253,362,092
Other	11	3,150,069	2	747,000	8	4,934,500	4	1,003,000	2	3,286,000	27	13,120,569	13,120,569	26,241,138
All	1,781	243,097,389	411	29,999,913	99	26,586,165	54	33,569,500	111	48,335,350	2,456	381,588,317	381,588,317	763,176,634
By Geographic Regions														
Punjab	556	95,587,768	161	8,122,949	44	16,528,340	18	6,152,750	17	15,880,350	796	142,272,157	142,272,157	284,544,314
Sindh	305	38,662,468	35	4,923,284	20	7,245,800	15	20,913,750	5	1,790,000	380	73,535,302	73,535,302	147,070,604
Balochistan	356	34,855,928	16	480,240	-	-	-	-	73	20,500,000	445	55,836,168	55,836,168	111,672,336
Khyber Pukhtunkhwa	317	42,933,823	114	8,171,400	31	2,745,375	12	3,803,000	8	7,765,000	482	65,418,598	65,418,598	130,837,196
Gilgit Baltistan	162	21,745,612	56	7,097,042	4	66,650	8	2,400,000	8	2,400,000	238	33,709,304	33,709,304	67,418,608
FATA	16	913,164	13	108,500	-	-	1	300,000	-	-	30	1,321,664	1,321,664	2,643,328
AJK	69	8,398,626	16	1,096,498	-	-	-	-	-	-	85	9,495,124	9,495,124	18,990,248
All	1,781	243,097,389	411	29,999,913	99	26,586,165	54	33,569,500	111	48,335,350	2,456	381,588,317	381,588,317	763,176,634

* Note: The number of grants approved are more than the approved grant applications because of the fact that in some cases multiple grants are approved per application.

ASF Grants Monitoring System
Grants Approved and Disbursed By ASF

Description	Prior & Up to Sept 30, 2009		During Oct - Dec 2009		During Jan - Mar 2010		During Apr - Jun 2010		During Jul - Sep 2010		Total	
	Grant Approved (Rs.)	Grant Disbursed (Rs.)	Grant Approved (Rs.)	Grant Disbursed (Rs.)	Grant Approved (Rs.)	Grant Disbursed (Rs.)	Grant Approved (Rs.)	Grant Disbursed (Rs.)	Grant Approved (Rs.)	Grant Disbursed (Rs.)	Grant Approved (Rs.)	Grant Disbursed (Rs.)
By Grant category												
BDS Purchase	63,740,681	28,567,197	8,732,797	1,334,770	6,886,465	4,395,862	29,249,750	7,746,831	24,142,000	7,150,699	132,751,693	49,195,359
BDS Support to Startup	18,084,518	8,178,639	1,223,050	1,405,706	12,825,000	224,003	700,000	2,571,580	15,600,000	3,393,750	48,432,568	15,773,678
Capacity Building	13,096,475	9,086,892	4,945,895	4,886,663	2,022,200	2,009,318	1,166,750	1,606,084	1,670,350	870,500	22,901,670	18,459,457
Extension Services	24,026,715	9,269,820	-	4,240,600	4,598,000	949,467	2,103,000	4,291,892	412,300	15,638,061	34,850,715	34,389,840
Research & Development	15,746,125	1,543,665	-	278,329	224,500	2,078,056	-	114,500	0	2,306,500	15,970,625	6,321,050
Farmer Enterprise Groups												
Support	108,402,875	61,211,128	15,098,171	22,360,901	30,000	6,099,973	350,000	10,398,486	2,800,000	4,665,896	126,681,046	104,736,384
Total	243,097,389	117,857,341	29,999,913	34,506,969	26,586,165	15,756,679	33,569,500	26,729,373	48,335,350	34,025,406	381,588,317	228,875,768
By Type of Enterprise												
Individual	24,640,254	10,630,062	6,024,471	4,056,407	12,971,080	698,368	27,173,500	6,424,920	29,390,000	4,747,271	100,199,305	26,557,028
Sole Proprietorship	32,647,211	14,971,885	3,731,657	1,371,817	3,603,975	1,585,695	612,500	3,382,748	3,359,350	2,967,050	43,954,693	24,279,195
Partnership	35,668,528	17,439,554	757,531	1,656,661	1,484,910	4,577,386	645,000	1,319,087	4,312,000	15,232,297	42,867,969	40,224,985
Private Limited Company	23,288,700	10,423,268	2,723,499	849,933	1,637,075	1,410,757	1,985,500	2,672,400	4,548,000	3,313,000	34,182,774	18,669,358
Non Governmental												
Organization	15,299,752	1,394,588	917,584	3,431,250	1,924,625		1,800,000	1,305,455	640,000	1,739,864	20,581,961	7,871,157
FEG	108,402,875	61,211,128	15,098,171	22,360,901	30,000	6,099,973	350,000	10,398,486	2,800,000	4,665,896	126,681,046	104,736,384
Other	3,150,069	1,786,856	747,000	780,000	4,934,500	1,384,500	1,003,000	1,226,277	3,286,000	1,360,028	13,120,569	6,537,661
Total	243,097,389	117,857,341	29,999,913	34,506,969	26,586,165	15,756,679	33,569,500	26,729,373	48,335,350	34,025,406	381,588,317	228,875,768
By Geographic Regions												
Punjab	95,587,768	45,737,985	8,122,949	12,771,521	16,528,340	6,216,900	6,152,750	6,876,511	15,880,350	10,178,718	142,272,157	81,781,635
Sindh	38,662,468	19,141,216	4,923,284	4,487,332	7,245,800	2,045,778	20,913,750	5,221,801	1,790,000	18,059,343	73,535,302	48,955,470
Balochistan	34,855,928	14,220,900	480,240	12,641,805		206,510	-	136,000	20,500,000	100,000	55,836,168	27,305,215
Khyber Pukhtunkhwa	42,933,823	20,554,601	8,171,400	3,502,602	2,745,375	2,396,325	3,803,000	10,697,840	7,765,000	2,734,014	65,418,598	39,885,382
Gilgit Baltistan	21,745,612	12,956,742	7,097,042	264,092	66,650	1,272,618	2,400,000	3,184,430	2,400,000	2,203,431	33,709,304	19,881,313
FATA	913,164	3,906,717	108,500	275,050			300,000	55,158	-	-	1,321,664	4,236,925
AJK	8,398,626	1,339,180	1,096,498	564,567		3,618,548	-	557,633	-	749,900	9,495,124	6,829,828
Total	243,097,389	117,857,341	29,999,913	34,506,969	26,586,165	15,756,679	33,569,500	26,729,373	48,335,350	34,025,406	381,588,317	228,875,768

**ASF Grants Monitoring System
Grants Approved by ASF**

Description	Prior & up to Sep 30, 2009		During Oct - Dec, 2009		During Jan - Mar, 2010		During Apr - Jun, 2010		During Jul - Sep, 2010		Projects			
	No.	Amount (Rs.)	No.	Amount (Rs.)	No.	Amount (Rs.)	No.	Amount (Rs.)	No.	Amount (Rs.)	No.	ASF Grants (Rs)	Beneficiary Share	Total Amount (Rs)
By Grant category														
Farmer Enterprise Group Formation	1,180	67,373,450	70	3,988,850	320	17,445,420	430	24,492,680	-	-	2,000	113,300,400	-	113,300,400
All	1,180	67,373,450	70	3,988,850	320	17,445,420	430	24,492,680			2,000	113,300,400		113,300,400
By Type of Enterprise														
RSPs / NGOs for Formation	1,180	67,373,450	70	3,988,850	320	17,445,420	430	24,492,680	-	-	2,000	113,300,400	-	113,300,400
All	1,180	67,373,450	70	3,988,850	320	17,445,420	430	24,492,680			2,000	113,300,400		113,300,400
By Geographic Regions														
Punjab	250	14,249,000			100	5,386,320	80	4,546,600	-	-	430	24,181,920	-	24,181,920
Sindh	160	9,280,700	70	3,988,850			100	5,698,080	-	-	330	18,967,630	-	18,967,630
Balochistan	200	11,399,200			100	5,363,400			-	-	300	16,762,600	-	16,762,600
Khyber Pukhtunkhwa	320	18,195,250			120	6,695,700	200	11,400,000	-	-	640	36,290,950	-	36,290,950
Gilgit Baltistan	250	14,249,300					50	2,848,000	-	-	300	17,097,300	-	17,097,300
FATA														-
AJK														-
All	1,180	67,373,450	70	3,988,850	320	17,445,420	430	24,492,680			2,000	113,300,400		113,300,400

ASF Grants Monitoring System
Grants Approved and Disbursed By ASF

Description	Prior & Up to Sep 30, 2009		During Oct - Dec 2009		During Jan - Mar 2010		During Apr - Jun 2010		During Jul - Sep 2010		Total	
	Grant Approved (Rs.)	Grant Disbursed (Rs.)	Grant Approved (Rs.)	Grant Disbursed (Rs.)	Grant Approved (Rs.)	Grant Disbursed (Rs.)	Grant Approved (Rs.)	Grant Disbursed (Rs.)	Grant Approved (Rs.)	Grant Disbursed (Rs.)	Grant Approved (Rs.)	Grant Disbursed (Rs.)
By Grant category												
Farmer Enterprise Group Formation	67,373,450	60,857,049	3,988,850	1,424,700	17,445,420	3,970,425	24,492,680	12,773,658	-	6,835,725	113,300,400	85,861,557
Total	67,373,450	60,857,049	3,988,850	1,424,700	17,445,420	3,970,425	24,492,680	12,773,658	-	6,835,725	113,300,400	85,861,557
By Type of Enterprise												
Non Governmental Organization	67,373,450	60,857,049	3,988,850	1,424,700	17,445,420	3,970,425	24,492,680	12,773,658	-	6,835,725	113,300,400	85,861,557
Total	67,373,450	60,857,049	3,988,850	1,424,700	17,445,420	3,970,425	24,492,680	12,773,658	-	6,835,725	113,300,400	85,861,557
By Geographic Regions												
Punjab	14,249,000	12,823,500			5,386,320		4,546,600	2,857,380	-	2,311,800	24,181,920	17,992,680
Sindh	9,280,700	8,179,700	3,988,850			2,830,425	5,698,080	1,424,520	-	-	18,967,630	12,434,645
Balochistan	11,399,200	11,399,200			5,363,400			1,831,133	-	-	16,762,600	13,230,333
Khyber Pakhtunkhwa	18,195,250	17,055,249			6,695,700	1,140,000	11,400,000	4,523,925	-	4,523,925	36,290,950	27,243,099
Gilgit Baltistan	14,249,300	11,399,400		1,424,700			2,848,000	2,136,700	-		17,097,300	14,960,800
FATA											-	-
AJK											-	-
Total	67,373,450	60,857,049	3,988,850	1,424,700	17,445,420	3,970,425	24,492,680	12,773,658	-	6,835,725	113,300,400	85,861,557

APPENDIX-2

AGRIBUSINESS SUPPORT FUND

FINANCIAL SUMMARY (July - September 2010)

Financial Summary (July 2010 - Sep 2010)

	ADDP Funds			Agribusiness Innovation & Outreach Funds	Liaison Office Funds	Security Deposit Funds (Refundable)	TOTAL
	ADB Funds	GoP Funds	Total				
Opening balance as at July 1,2010	19,525,850	3,220,482	22,746,332	31,108,739	11,624,359	7,227,290	72,706,720
Additions:							
Grant funds received	41,225,717	5,000,000	46,225,717				46,225,717
Interest income on investments				659,885			659,885
Security deposits received					-	715,000	715,000
	60,751,567	8,220,482	68,972,049	31,768,624	11,624,359	7,942,290	120,307,322

Deductions:

Grants Disbursements							
Farmers' Enterprise group formation			5,830,725	-	-	-	5,830,725
Business development services			4,049,573	-	-	-	4,049,573
Agribusiness Enterprise Support			21,284,260	-	-	-	21,284,260
Business development services providers			1,040,195	-	-	-	1,040,195
Agribusiness Enterprise Startup			2,450,000	-	-	-	2,450,000
Private Sector Extension			699,028	-	-	-	699,028
Research & Development			2,306,500	-	-	-	2,306,500
			37,660,281	-	-	-	37,660,281

Purchase of Assets							
Vehicles							
Computers Hardware & Software							
Furniture							
Equipment							
Software							
			-	-	-	-	-

General & Administrative Expenses							
Staff Salaries & Benefits			5,373,235		1,559,434.00		6,932,669
Travelling, Boarding & Lodging			649,194		202,571		851,765
Advertisement Expenses			338,721				338,721
Office Rent & Utilities			125,897		6,431		132,328
Legal & Professional Fee			114,000				114,000
Auditors' Remuneration							
Out of Pocket Expense							
Establishment/Renovation of Liaison Office (Peshawar)							
Telephone & Postage			117,326		18,423		135,749
Office Supplies			68,458		14,074		82,532
Vehicle Running & Maintenance			151,139		108,199		259,338
Appraisal Penal Expenses			9,000				9,000
Bank Charges							0
Insurance			564,397				564,397
Appraisal Penal (consultant) Impact Study			192,000				192,000
Misc. Expense			95,833		30,388		126,221
Exchange Gain							
Customer Security refunded						949,757	949,757
			7,799,200	-	1,939,520	949,757	10,688,477
Total Deductions			45,459,481	-	1,939,520	949,757	48,348,758

Closing Balance as on September 30, 2010			23,512,568	31,768,624	9,684,839	6,992,533	71,958,564
---	--	--	-------------------	-------------------	------------------	------------------	-------------------